





St Andrew's Phonics Workshop



Aims

- To explain what Phonics is
- To share how phonics is taught at St Andrew's
- To teach the basics of phonics and some useful phonics terms
- To show examples of activities and resources we use to teach phonics
- To share websites which parents can use to support their children
- To develop parents' confidence in helping their children with phonics and reading
- To give parents an opportunity to ask questions



What is phonics?



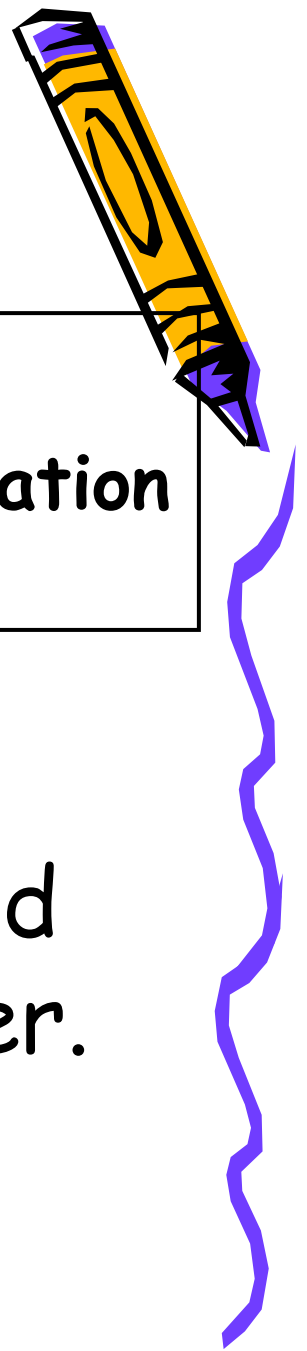
Phonics is ...

Knowledge of the
Alphabetic code

+


Skills of segmentation
and blending

Learning phonics will help your child
to become a good reader and writer.




There are 26 letters of the alphabet but how many spoken sounds are there in the English language?

44



Overview of 'Letters and Sounds'

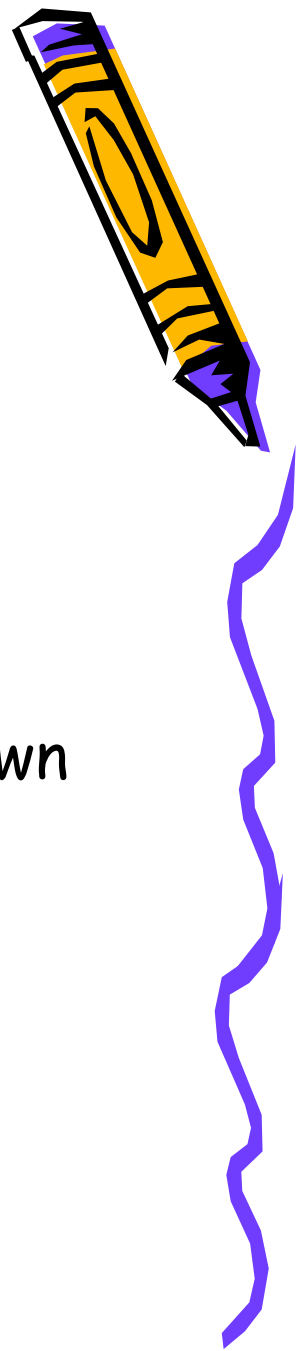


Divided into 6 phases

- Phase 1
- Phase 2
- Phase 3
- Phase 4
- Phase 5
- Phase 6



How is phonics taught at St Andrews?



- FS and KS1 - each child takes part in a daily Phonics session.
- Children work at a level appropriate to their own development.
- Those not secure will continue phonics in KS2, alongside SPAG teaching.



Daily Phonics Sessions

Revisit and Review

- Practise previously learnt *GPC*
- Practise blending and segmentation skills
- Practise previously learnt key words

Teach


- Teach a new *GPC*
- Teach blending and/or segmentation with sounds
- Teach key words

Practise


- Practise reading and/or spelling words with the new *GPC*
- Practise reading/writing captions or sentences with new key words

Apply

- Write the new *GPC* learnt using a variety of media.
- Read or write a caption containing the new sound/key word



Phonic terms your child will learn at school



- Phoneme
- Grapheme
- Blending
- Segmenting
- Digraph
- Trigraph
- Phoneme frame
- Sound button
- Key words (some of which are 'tricky words')




Phoneme

- The smallest units of sound that are found within a word

e.g. cat c - a - t

- How are these pronounced?
- Sounds should be articulated clearly and precisely.



Phoneme

- **Digraph** - two letters that make one sound when read

sh, ch, oa, ar

- **Trigraph** - three letters that make one sound when read


igh, ear, air



How to pronounce pure sounds

- Learn how to pronounce all 44 phonics sounds, or phonemes, used in the English language with these helpful examples.
- Watch:

<https://youtu.be/UCI2mu7URBc>



Blending

Putting the sounds together to make a word
(orally or reading)

<https://youtu.be/vqvqMtSNswo>



Blending



Practise with **real** and **pseudo** words



'desktop'



'woast'




Segmenting

- Breaking up a word into individual sounds (to spell a word)

net



n - e - t



Phoneme Frame

c	a	t
---	---	---



f	i	sh
---	---	----



Grapheme




- One letter or one group of letters used to write one sound

The sound 'f' can be written with the grapheme **f**(fun), **ff** (huff) or **ph** (elephant).

The sound 'igh' can be written with the grapheme **igh** (night) or **i-e** (knife) or **ie** (tie).



Sound Buttons & Dashes



- Indicate individual sound

hat

road




Have a go!

sheep

toad

night



Tricky Words



There are many words that **cannot** be blended or segmented because they are irregular.

the

was

said

you



some



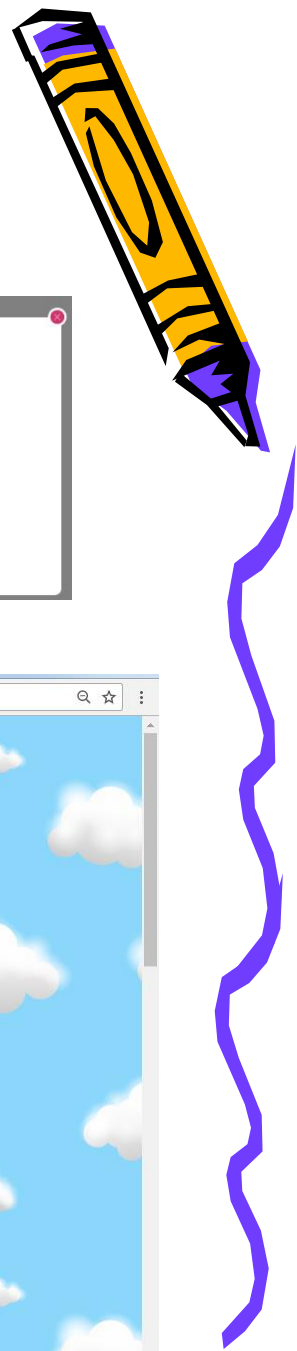
-encourage automatic by sight recognition



Lots of activities and games to help...



Websites



- Oxford owl



The screenshot shows the Oxford Owl website interface. The browser address bar displays the URL: <https://www.oxfordowl.co.uk/for-home/advice-for-parents/learning-at-home-videos/parent-how-to-videos/how-to-help-with-phonics-videos/>. The website header includes the Oxford Owl logo, a search bar, and navigation links for Home, Learning at home, At school, Find a book, Kids' activities, About us, and Blog. The main content area features an article titled "How to... support phonics at home" with a sub-heading "Animation: What is phonics?". The article text explains that the videos are designed to help parents understand how phonics is taught in school and what they can do at home. A sidebar on the right lists the "How to... series" with buttons for Phonics, Grammar, Nouns, Comprehension, Number and subitising, Counting, Place value, and Composing numbers. The background of the website is a blue sky with white clouds.



Websites



- Jolly phonics songs on youtube



jolly phonics complete A Z



Websites



- Phonics Play

The screenshot shows the PhonicsPlay.co.uk website. On the left is a navigation menu with buttons for Home, Phase 1, Phase 2, Phase 3, Phase 4, Phase 5, Phase 6, Teachers, Parents, and FAQ. The main content area features a 'Get Snack' activity. At the top of this activity is a green alien character with the word 'zeech' written below it. Below this are two alien characters, 'Obb' (yellow) and 'Bob' (blue), each on a circular base. A 'Back' button is at the bottom left of the activity area. A yellow starburst graphic with the text 'Free area on website' is overlaid on the right side of the screenshot.



Is there anything I can
do at home?



y	e	s
---	---	---



Don't forget...

Learning to read
should be fun for
both children and
parents.

