

DAILY TIMETABLE FOR HOME-LEARNING YEAR 1 - week beginning 09/11/20

Activities in red- these refer to the sheets in the home learning pack on the school website class page titled 'Home learning Nov 2020', also in class materials on Teams

Complete work in **homework books** or on sheets where specified (if able to print or collect from school office), then upload photos to assignments in Teams.

If you finish the work assigned then you could try:

Maths additional activities: 'What comes next?' sheet, Numbots, games previously shared on Teams: <https://www.topmarks.co.uk/maths-games/hit-the-button>, <https://toytheater.com/category/math-games/first-grade-math-games/>

English additional activities: sheet- 'Would you tell everyone if you were a superhero or would you keep it a secret? Why?', spelling shed, phonics play, Oxford Owl reading:

<https://www.oxfordowl.co.uk/for-pupils/pupil-home>

Username: lincoln1

Password: password



<https://www.phonicsplay.co.uk/resources/>

Username: lssta

Password: york12

Monday


Phonics	Option A: Phonics play: Pick a picture game Option B (more challenging): Complete sheet- read the sentence and match to the picture.
Morning 1	English- Complete the 'Who is your favourite superhero and why?' sheet.
Morning 2	Maths- Practise the number facts sheet and then complete sheet: 'one more than'.
Afternoon 1	PSHE- Complete 'Feelings' sheet and then draw a picture about how you are feeling
Afternoon 2	Reading- your choice

Tuesday

Phonics	Practise reading tricky words - see 'Files > Class materials' in Teams, how many can you read? Can you practise reading the ones you don't know (when secure with one phase move to the next)? If you know all of them then practise spelling then and using them in a sentence.
Zoom	CLASS ZOOM - to say hello 😊 Join Zoom Meeting at 9.30 https://zoom.us/j/93392574712?pwd=UGoyUmkySGU4QzRIR2lvNmZua09VUT09 Meeting ID: 933 9257 4712 Passcode: 0c9KxS
Morning 1	English - complete the 'If your superpower was being able to blink and transport yourself anywhere in one second, where would you go?' sheet.
Morning 2	Maths - Practise the number facts sheet and then complete sheet: 'one less than'.
Afternoon 1	Science - Complete 'body parts' and 'five senses' sheets. Think about which body parts we use for each sense
Afternoon 2	Reading - your choice

Wednesday

Phonics	Practise going through all of the phase 2 and 3 sounds- see 'Files > Class materials' in Teams Then in your homework book write the words you need for phonics play: 'Space race' Pick the level appropriate to you: 2, 3 or 4, if unsure which level then message me on chat and I will advise!
Morning 1	English- Poetry <u>L.O: To be able to write your own poem using your senses.</u> *recap Science work -what are your senses?*
	You have listened to lots of different poems for homework. Last week we learned about onomatopoeia - in the context of firework noises (see photo below). Today you are going to use your senses to write your own poem about bonfire night. To start with think of some describing words using your senses, then focus specifically on descriptions of bonfire night (you might need to use your imagination or do some research about typical bonfire nights). You could use the 'bonfire night sense word mat' (see Teams> Class Materials> wb 09.11.20) to help you. Then write your poem on the sheet 'sparks in the sky senses poem' or in your homework book.

	
Morning 2	Maths Lesson - see additional booklet
Afternoon 1	Art/DT- Poppy craft: Today is remembrance day, reflect on this and follow instructions to make a poppy. If you don't have scissors and glue then create your own poppy artwork with materials you do have eg. a colouring or lego model <i>Teams> Class Materials> wb 09.11.20> simple 3D remembrance poppy craft</i>
Afternoon 2	Reading- school book, oxford owl


Thursday

Phonics	Revise 'ar' digraph on phonics play (found in phase 3): https://www.phonicsplay.co.uk/resources/phase/2/buried-treasure
Morning 1	<i>Teams> Class Materials> wb 09.11.20> List 16 and Y1 Common Exception words</i> Spelling shed lesson- List 16: 'ar' -look at the slides, complete the written activities, then complete spelling shed 'homework' on the app Additional task: Have a go spelling the Year 1 Common Exception words- you could keep/tick off the words you can spell already
Morning 2	Maths Lesson - see additional booklet
Afternoon 1	PE- dance/gymnastics yoga https://www.youtube.com/watch?v=PSgZl8f5leU
Afternoon 2	'Homework' - complete any tasks you need to finish and have a go on Numbots

Friday

Phonics/ Handwriting	Practise the letter names of the alphabet using the alphabet arc sheet , which are the vowels? Can you practise writing the letters out neatly, starting and finishing in the right place? (see handwriting guidance in class materials) Prepare your good work!... pick the piece of work (written or verbal) that you particularly enjoyed or are most proud of this week and think of a sentence about it to share with the other children 😊
GOOD WORK ASSEMBLY	The class will be split into 2 or 3 groups for Lincoln's good work' assembly zoom - everyone to bring a piece of work from the week (+star of the week!)
Morning 2	Maths Lesson - see additional booklet
Afternoon 1	RE- In RE we have been looking at 'The Big Frieze' which is a piece of artwork that represents the bible. This week we are looking at the panel 'Salvation'. Have a look on the sheet on <i>Teams> Class Materials> wb 09.11.20> The Big Frieze SALVATION</i> - what can you spot in the 'Salvation' panel? Explain that Christians see in the bible that humans need to be rescued. Humans tend to go their own way, resisting the will and guidance of the creator (link back to previous panels). Christians believe that sin separates people from God and this cannot be fixed unless God offers forgiveness and cleansing himself. This is where Jesus comes in, Jesus expresses God's love for his creation, bringing the forgiveness needed to heal. How can God do this? (Jesus' death and resurrection). Jesus' death and resurrection is in the bible. This panel reflects the idea that it is through Jesus (on the cross) that God saves humans, bringing back the colour, the goodness, the creativity and the original purpose of being human. Discuss the questions on the sheet together.
Afternoon 2	Golden Time

Well done for all your hard work
with home learning this week!



Bonfire Night Senses

bright

radiant

beaming

See

silvery

colourful



dazzling

shooting

stunning

spiralling

crackling

cheering

popping

whooshing

Hear

roaring

deafening



screaching

thundering

screaming

fragrant

wood

burning

smoky

Smell

toffee

appetising



popcorn

scent

savoury

gunpowder

woolly

gloves

warmth

chilly

Touch

mist

heat



rough

wet

snuggly

Sparks in the Sky

Senses Poem

I can **see** _____

I can **hear** _____

I can **feel** _____

I can **smell** _____

I can **taste** _____

my cosy gloves

the smoky air

the yummy hot dog

the twinkling fireworks

the crashing rockets



Sparks in the Sky

Senses Poem

I can **see** _____

I can **hear** _____

I can **feel** _____

I can **smell** _____

I can **taste** _____

Word bank:

bonfire fireworks air hot dog rockets
crowd Catherine wheel sparklers gloves



Sparks in the Sky

Senses Poem

I can **see** _____

I can **hear** _____


I can **feel** _____

I can **smell** _____

I can **taste** _____



3d Remembrance Day Poppy




- Fold Down
- Fold Up
- Guideline (Don't Fold)


Simple 3D Remembrance Day Poppy Activity Paper Craft Instructions

When folding the Simple 3D Remembrance Day Poppy these folds and guides are important to know.

1. Cut around all of the shapes on the template being careful to follow the solid black lines.



2. Using the poppy shape, fold carefully along the lines using the 'fold guides' above.



3. Glue tabs 1 and 2 to form the shape of the poppy.



4. Glue tabs 3 and 4 to form the middle of the poppy.



5. To complete the flower, attach the stem and leaves to the poppy with glue.

6. Your completed poppy will look like this:



Stage 1 – Common Exception Words.

These words can be used to supplement the weekly lists. We recommend that these words be practised through the year alongside spelling pattern words.

a	the	do	to	today
of	said	says	are	were
was	is	his	has	I
you	your	they	be	he
me	she	we	no	go
so	by	my	here	there
where	love	come	some	one
once	ask	friend	school	put
push	pull	full	house	our

Spelling Shed

Stage: 1

List: 16

The /ar/ digraph. This digraph may be used at the beginning, middle or end of words.



Stage: 1	The /ar/ digraph. This digraph may be used at the beginning, middle or end of words.
List: 16	

Spellings
car
park
garden
dark
army
jar
arm
hard
stars
yard

Introduction	The /ar/ digraph. This digraph may be used at the beginning, middle or end of words.
Main Teaching Activity	<p>Get the children to come up and circle the /ar/ sound in each word. What do they notice? The sound can be found at the beginning, middle or end of words.</p> <p>Discuss the /ar/ sound with the children, can they think of any more words that contain the sound? Bark, far, tar, charm, sharp, starve, large.</p>
Independent Activity	<p>Get the children to match the words to the definitions. They can either draw lines between them or copy the words down and write the definitions with them.</p> <p>Share the definitions and discuss any unknown words.</p>

Stage: 1	The /ar/ digraph. This digraph may be used at the beginning, middle or end of words.
List: 16	Name:

Spellings
car
park
garden
dark
army
jar
arm
hard
stars
yard

Write your spelling list on your white board and then write the definition for each word next to it.

A vehicle.

A place with swings and a slide.

A place where flowers often grow.

The opposite of light.

Soldiers that protect the country and fight wars.

This often has jam inside it.

Your hand is attached to this limb.

There are millions of these in the sky at night.

An American word for garden or outside space.

The opposite of soft.

Stage: 1	The /ar/ digraph. This digraph may be used at the beginning, middle or end of words.
List: 16	Answers:

Write your spelling list on your white board and then write the definition for each word next to it.

Spellings
car
park
garden
dark
army
jar
arm
hard
stars
yard

A vehicle.
car

A place with swings and a slide. **park**

A place where flowers often grow. **garden**

The opposite of light. **dark**

Soldiers that protect the country and fight wars.
army

This often has jam inside it.
jar

Your hand is attached to this limb. **arm**

There are millions of these in the sky at night.
stars

An American word for garden or outside space.
yard

The opposite of soft.
hard

Stage: 1	The /ar/ digraph. This digraph may be used at the beginning, middle or end of words.
List: 16	
Name:	

Spellings	1 st Attempt	2 nd Attempt	3 rd Attempt	4 th Attempt	5 th Attempt
car					
park					
garden					
dark					
army					
jar					
arm					
hard					
stars					
yard					

Stage: 1	The /ar/ digraph. This digraph may be used at the beginning, middle or end of words.
List: 16	Answers:

Spellings
car
park
garden
dark
army
jar
arm
hard
stars
yard

Where does the /ar/ come in your words? Sort your spellings into the correct column. (Can you add some more of your own?)		
Beginning	Middle	End
army arm	car park garden dark jar hard yard	stars

The Big Frieze



Creation




The Fall


People of God



The Incarnation



Gospel **Salvation** Kingdom of God



Salvation

How did Jesus show love for people?

Why is it important to say sorry when you've done something bad?

Does it feel good to be forgiven?

How does Jesus fit into the 'big story' of the Bible?

Christians believe that Jesus lived, died and rose again, but what was it for?

How do Christians make sense of the idea that Jesus' death and resurrection brings salvation?

