

Welcome to Winchester Class 'Meet and Greet'



**Keep up to date and in touch via our
class twitter page:**

@LeasStAndrews2

Adults in Winchester

Mrs Walker – Class Teacher

Mrs Locke – HLTA

Miss Watkins – 1:1 Teaching Assistant

Aims of our School

At St Andrew's Church of England Primary School we aim to provide a safe and happy learning environment where:

*'Everything we do, everything we say, everything we are about must ultimately be for the children, to develop them into positive participants in the world community'
'Opening the door to learning' John 10:10 'to have life in all its fullness'.*

- To encourage children to become highly motivated life-long learners
- To enable children to have high self-esteem – respecting themselves, others and the environment
- To provide an ethos of support, challenge and encouragement
- To provide learning partnerships between home and the community



Golden Rules and Expectations



We as a school community have high expectation of our pupils and want to ensure that they all achieve their best. Our **philosophy** is to **encourage** the **positive** behaviours and work together.

The golden rules are followed across school and POSITIVE reinforcement and encouragements of these rules in various ways, such as:

House points

Merits

Head teacher Awards

Star of the week

Achievement assembly

Effort Cup

Responsibilities around the classroom



Rules and Consequences

- Golden Rules - rewards and consequences
- Class Rules
- Traffic Light system
- Reminders
- Verbal warnings by class teacher
- Time out from situation
- Loss of free time (golden time or break)
- Spoken to by headteacher



Please look at the school website to view the behaviour policy.

Curriculum

To see what we are up to, go onto the school website and onto our class page.

This is where you can view our Autumn term curriculum newsletter.

Autumn Term – Marvellous Materials

Spring Term – Home and Away

Summer Term – Bright Sparks

Phonics at St Andrew's School







Phonics scheme: Little Wandle Letters and Sounds

Phonics is the process by which we initially teach children to read. It is very important in the early stages of learning to read and is therefore taught daily in EYFS and KS1. 'Little Wandle Letters and Sounds' has lots of reading and writing practice. The sessions are pacy and will engage the children and help them develop reading skills and love of reading.

Helping your child at home

1. Read with your child. Your child will bring home a decodable book, based on their phonics level, to read to you. Encourage them and talk to them about the book.
2. Help your child to practice their grapheme-phoneme correspondences: recognising and saying sounds (phonemes) by how they are written (graphemes). Your child's teacher may give you an 'information sheet' to support with this. Or/and you can use the Little Wandle website's 'For parents' section to see videos of how sounds are to be pronounced and for further guidance about e.g. how 'blending' and 'tricky words' are taught:
<https://www.littlewandlelettersandsounds.org.uk/resources/for-parents/>
3. Enjoy the shared reading book chosen by your child each week. This book is for you to enjoy together.



Phase 2 grapheme information sheet			Autumn 1
Grapheme and mnemonic	Picture card	Pronunciation phrase	Formation phrase
 s		Show your teeth and let the s hiss out sssss ssssss	Under the snake's chin, slide down and round its tail.
 a		Open your mouth wide and make the 'a' sound at the back of your mouth a a a	Around the astronaut's helmet, and down into space.
 t		Open your lips, put the tip of your tongue behind your teeth and press t t t	From the tiger's nose to its tail, then follow the stripe across the tiger.

Phonics at St Andrew's School

Group Reading







The children in KS1 will participate in group reading twice a week. These sessions focus on:

- decoding
- prosody – reading with meaning, stress and intonation
- comprehension – understanding the text






Please ensure books are brought to school every day as these are the books, we will use for group reading.

Books will be changed on a Monday.

Phase 2 grapheme information sheet			Autumn 1
Grapheme and mnemonic	Picture card	Pronunciation phrase	Formation phrase
 s	 snake	Show your teeth and let the s hiss out ssssss	Under the snake's chin, slide down and round its tail.
 a	 astronaut	Open your mouth wide and make the 'a' sound at the back of your mouth a a a	Around the astronaut's helmet, and down into space.
 t	 tiger	Open your lips; put the tip of your tongue behind your teeth and press t t t	From the tiger's nose to its tail, then follow the stripe across the tiger.

WHY READ 20 MINUTES AT HOME?

Student A Reads	Student B Reads	Student C Reads
20 minutes per day	5 minutes per day	1 minute per day
3,600 minutes per school year	900 minutes per school year	180 minutes per school year
1,800,000 words per year	282,000 words per year	8,000 words per year
		
Scores in the 90th percentile on standardized tests.	Scores in the 50th percentile on standardized tests.	Scores in the 10th percentile on standardized tests.

If a student starts reading for 20 minutes per night in Kindergarten, by the end of 6th grade, Student A will have read for the equivalent of 60 school days, Student B will have read for 12 school days, and Student C will have read for 3.

WANT TO BE A BETTER READER? SIMPLY READ.

Homework



- The policy has been updated, sent home and available on the school website.
- Focus on key skills with a must for all children.
- Reading is core as well as key Mathematical concepts through online activities.
- Parents to support ‘must activities’.
- Opportunity for further activities (could) which are longer topic-based activities and only set termly (Yr1 to Yr6).
- Partnership

Homework Expectations

Progression of Homework Set

Class	Must READING	Must ENGLISH/MATHS	Could	TEAMS Homework set/communicated On TEAMS by end of school Thursday	Recorded in planner	Set Thursday for Tuesday
York	Phonics and Reading			Tapestry		On going
Lincoln	Reading/Phonics Sheet	Purple Mash Numbots	Project linked to key driver in topic	Published on TEAMS	N/A	Yes
Winchester	3 times a week	Purple Mash Mathletics	Project linked to key driver in topic	Published TEAMS	N/A	Yes
Canterbury	3 times a week	Spelling Shed TT Rockstars/Mathletics	Project linked to key driver in topic	TEAMS –Term 1 and 2 Term 3 Planner	Summer term	Yes
Salisbury	3 times a week	Spelling Shed TT Rockstars/Mathletics	Project linked to key driver in topic	TEAMS copied into Planner	Weekly by children	Yes
Norwich	3 times a week, moving towards continuous	SPAG.COM Mathletics/TTrockstars	Project linked to key driver in topic	TEAMS copied into Planner	Weekly by children	Yes
Southwell	Continuous	SPAG.COM Diagnostic Questions Maths.co.uk	Project linked to key driver in topic	TEAMS copied into Planner	Weekly by children	Yes

Assessment

- Reading and spelling ages termly
- Phonics and Spelling end of unit assessments
- Maths reviews and checkpoints

SATS (Please let us know if you are booking a holiday in the month of May)

- Consists of 2 maths, 2 reading, 2 SPAG papers
- Results used to form teacher assessment

Phonics screening retake in June

Teams

Microsoft Teams is used across school (Year 1 – 6) as an online learning platform in the event of isolation.


Please visit the school website and click the links to view how to log in and the school use policy.

<https://www.st-andrews.lincs.sch.uk/year2.asp>





Other information



- Please ensure you are punctual to school. The children have tasks set first thing in the morning and it is important for the children to get settled quickly.
- Bring to school your **water** bottle to school (sports-cap please)
- At breaktimes we will have a snack which is FREE FOR KS1, or if bringing your own snack, ensure it is healthy (no chocolate, crisps etc)
- Milk - If you would like your child to have milk, then contact Mrs Whalen.

End of Day Pick Up

- Please inform school if the adult picking up will be different on any day.
- Also please contact the school office if there will be another adult (e.g. a grandparent) or parent regularly picking up your child so their name can be added to the system of your approved pick-ups.

If the school has not been contacted, we will not release your child until you have confirmed the pick up.



Uniform:

- Shirts should be tucked in.
- PE Kit – should be **worn on PE days: Tuesdays and Wednesdays** (unless informed of a change)
- Trainers to be worn for outdoor P.E. and indoor P.E. Please ensure that if your child has laces on their shoes, they can do them up themselves.
- Socks should be plain (white, black or grey).
- Appropriate footwear to be worn.
- No nail varnish or tattoos and only appropriate earrings (covered on PE days).
- Children with long hair should have it tied back throughout the school day with a suitable plain hair band or bobble. We would ask for no novelty hair bands or ribbons please.
- No phones/gadgets
- **Make sure uniform is labelled please.**

Trips

During the academic year there are opportunities for the children to experience out of school trips.

In the past these have included:

- Visits to church
- Walk around Leasingham village (Spring)
- Woolsthorpe Manor (Summer)



Volunteer Helpers always needed and appreciated.



The school will use WISEPAY for the following:

- Clubs
- Parent Evenings
- Trips
- Text reminders

School lunches are ordered by you directly from the hot meal provider.

You need to make sure you have a log in set up and ready to go. Any issues please contact Mrs Whalen as this is a vital communication tool between school and home.



Important Information






Please make sure you keep contact information up to date (phone the school office).

Please always update school about any medical conditions and medicines the children are taking, including allergy/food updates.

Pupil Premium/FSM - if eligible please claim. School can do this for you if you fill in a form from the office.

Internet Safety

To make you aware of the issues we are having to deal with in school regarding the inappropriate use of technology and Social Media from out of school. This also applies to some games that have 18 ratings yet children in school are playing these. These games contain inappropriate material that is repeated by the children in school and has an impact on their behaviours. Please keep a look out for our monthly Internet Safety Newsletter on Twitter.

APP	Appropriate Age to Access	
Whatsapp	13	
Snapchat	13	
Skype	13	
Instagram	13	
Facebook	13	

Important information websites



- School Website: class page and newsletter page

<http://www.st-andrews.lincs.sch.uk/year2>

<https://www.st-andrews.lincs.sch.uk/newsletters.asp>

- School Twitter: <https://twitter.com/LeasStAndrews>

- Class Twitter: @LeasStAndrews2

Important information and newsletters will be found on the school website and Twitter so please check regularly.

And finally ...

A huge 'Well Done and Thank You' to your children for settling quickly into our class routines.

We look forward to teaching and caring for them this academic year.

