



## **St Andrew's School Vision**



**‘Everything you do, do in love’**

At St Andrew's, we seek to be a safe and happy environment, inspiring our school family to be positive participants in the world community. A place where we are all encouraged, through love and service, to be the very best.

**Love one another, as I have loved you**

**John 13:34**

# **St. Andrew's Primary School**

## **Welcome to York!**

**Keep up to date and in touch via our school 'X'  
page: @LeasStAndrews**

**We also add weekly updates and photographs to  
'Tapestry' – it is important that you check your child's  
page regularly.  
(Normally at the end of each week)**

## St Andrew's Golden Threads



- high aspirations permeate throughout the school.
- we develop a lifelong love of reading.
- British Values are an intrinsic part of the school.
- we offer cultural experiences and enrichment opportunities.



# Our classroom

- Mrs Moseley, Mrs Berry and Miss Coucom are our adults. Sometimes Mrs Concarr and Mrs Mansfield too!
- Free flow inside and outside
- Practical tasks as well as more formal learning
- All about strong relationships leading to a love of learning
- Topic based approach, changing each 6 weeks
- Working in partnership with you!



# Golden Rules and Expectations



As a school community, we have high expectation of our pupils and want to ensure that they all achieve their best. Our **philosophy** is to **encourage** the **positive** behaviours. The golden rules are followed across school and POSITIVE reinforcement and encouragements of these rules is demonstrated in various ways, such as:

- ▶ Verbal Praise
- ▶ House Points
- ▶ Merits
- ▶ Star of the Week
- ▶ Celebration  
Worship
- ▶ Effort Cup
- ▶ Responsibilities  
around school

# **Behaviour and Relationships Policy**

We are currently finalising our new Behaviour and Relationships policy. Once approved by the governors, this will be communicated to all parents and carers.



# Our Curriculum

- ▶ Please visit our class page on the school website for the latest curriculum letter. Our over-arching theme changes each mini term, largely following the interests of the children.
- ▶ We follow the Reformed EYFS curriculum (2021) and the Lincolnshire Agreed Syllabus for Religious Education via 'Discovery R.E.'.



# Phonics at St Andrew's School

## Phonics scheme: Little Wandle Letters and Sounds

Phonics is the process by which we initially teach children to read. It is very important in the early stages of learning to read and is therefore taught daily in EYFS and KS1. 'Little Wandle Letters and Sounds' has lots of reading and writing practice. The sessions are pacy and will engage the children and help them develop reading skills and love of reading.

## Helping your child at home

1. Read with your child. Your child will bring home a decodable book, based on their phonics level, to read to you. Encourage them and talk to them about the book.
2. Help your child to practice their grapheme-phoneme correspondences: recognising and saying sounds (phonemes) by how they are written (graphemes). Your child's teacher may give you an 'information sheet' to support with this. Or/and you can use the Little Wandle website's 'For parents' section to see videos of how sounds are to be pronounced and for further guidance about e.g. how 'blending' and 'tricky words' are taught: <https://www.littlewandlelettersandsounds.org.uk/resources/for-parents/>
3. Enjoy the shared reading book chosen by your child each week. This book is for you to enjoy together.

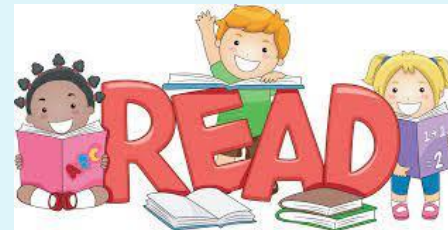
**York children will bring home books in a few weeks.**



Phase 2 grapheme information sheet			Autumn 1
Grapheme and mnemonic	Picture card	Pronunciation phrase	Formation phrase
s s		Show your teeth and let the s hiss out sssssssss	Under the snake's chin, slide down and round its tail.
a a		Open your mouth wide and make the 'a' sound as the back of your mouth ***	Around the astronaut's helmet, and down into space.
t t		Open your lips, put the tip of your tongue behind your teeth and press ***	From the tiger's nose to its tail, then follow the stripe across the tiger.



# Reading




- ▶ We will begin to send reading books home ready for half term. This is because we want the children to know some letter sounds and key words before they have a book.
- ▶ Once we get into a 'reading routine', new books will be sent home on a Tuesday and sharing books on a Friday.
- ▶ Please share stories at home, sing nursery rhymes, play 'I-Spy' and games – all of these things are so important in the reading process!

# PHONICS & READING INFORMATION MEETING

Tuesday 8<sup>th</sup> October at 3.40pm in the school hall.  
Childcare available!






# Routines



- ▶ Letters - please check X, school website or Tapestry regularly. You may also receive important texts.
- ▶ Morning routine – punctuality is essential, please be in school before the bell!
- ▶ Healthy snacks – provided by school every day.
- ▶ Water bottles containing water only – essential and clearly labelled. No squash please!
- ▶ Clubs – none this term but will be reviewed.
- ▶ P.E - come to school wearing kits – every **Tuesday**.



# PE

- Children should come into school dressed in their PE kits on the relevant days. Please adhere to the uniform policy for correct PE kit.
  - Jewellery of any kind should not be worn for PE. This includes watches.
  - Children with earrings must be able to remove these themselves before taking part in PE lessons.
  - Children with long hair should tie this away from their face, using a soft band/hair bobble. Grips, bows or plastic clips should not be used for this purpose.
- 

# Uniform



## Uniform:

- Shirts should be tucked in.
- PE Kit – children should come in their kit on P.E. day. This should consist of a house PE shirt and plain dark loose/soccer shorts. Not cycling shorts.
- Trainers to be worn for outdoor P.E. and plimsolls or bare feet for indoor P.E. No trainers in the hall.
- Appropriate outdoor P.E. kit which consists of school t-shirt plus a hoodie and tracksuit bottoms for colder weather.
- Socks should be plain (white, black or grey).
- Appropriate footwear to be worn.
- No nail varnish and only appropriate earrings.
- Children with long hair have it tied back throughout the school day with a suitable plain hair band or bobble. We would ask for no novelty hair bands or ribbons please.

### Progression of Homework Set

<b>Class</b>	<b>Must READING</b>	<b>Must ENGLISH/MATHS</b>	<b>Could</b>	<b>TEAMS Homework set/communicated On TEAMS by end of school Thursday</b>	<b>Recorded in planner</b>	<b>Set Thursday for Tuesday</b>
<b>York</b>	Phonics and Reading	N/A	N/A	Tapestry	N/A	On going
<b>Lincoln</b>	Reading Phonics (via TEAMS)	Purple Mash Numbots/TT Rockstars	Project linked to key driver in topic	Published on TEAMS	N/A	Yes
<b>Winchester</b>	Minimum of 3 times a week	Purple Mash TT Rockstars/Mathletics	Project linked to key driver in topic	Published on TEAMS	N/A	Yes
<b>Canterbury</b>	Minimum of 3 times a week	Purple Mash Spelling Shed TT Rockstars/Mathletics	Project linked to key driver in topic	Published on TEAMS	N/A Reading recorded only	Yes
<b>Salisbury</b>	Minimum of 3 times a week	Purple Mash Spelling Shed/SPAG.com TT Rockstars/Mathletics	Project linked to key driver in topic	Published on TEAMS and copied in Planner	Weekly by children	Yes
<b>Norwich</b>	Minimum of 3 times a week, moving towards continuous	Purple Mash Spelling Shed/SPAG.com TT Rockstars/Mathletics	Project linked to key driver in topic	Published on TEAMS and copied in Planner	Weekly by children	Yes
<b>Southwell</b>	Continuous	Purple Mash SPAG.COM Diagnostic Questions Maths.co.uk / Mathletics/TT Rockstars	Project linked to key driver in topic	Published on TEAMS and copied in Planner	Weekly by children	Yes





The school uses WISEPAY for the following:

- ▶ Parent Evenings
- ▶ Trips
- ▶ Text around will also give you updates around school.

Please could you ensure that all current details we have for you are up-to-date. Any issues please see Miss Fleming.

**School lunches are ordered by you directly from the hot meal provider. You have already been sent details of this. Please contact Miss Fleming in the office if you have any difficulties.**

# Nut Free School

Please avoid sending your children into school with any food containing nuts. If you are unsure of whether food you are intending to provide contains nuts, please check with staff in the school office.

Information regarding nut allergies from the NHS can be found via the following link:

<https://www.nhs.co.uk/conditions/food-allergy/>





# Communication

Please use TAPESTRY to see what we have been learning and to add your own contributions.

All other communication should be sent via the 'enquiries' email address:

[enquiries@st-andrews.lincs.sch.uk](mailto:enquiries@st-andrews.lincs.sch.uk)

Website: [www.st-andrews.lincs.sch.uk](http://www.st-andrews.lincs.sch.uk)

Twitter/X: @LeasStAndrews

Class Twitter/X: @MrsMoseleyEYFS

# Questions

▶ If you have any other questions, please do contact me via TAPESTRY and I will do my very best to get back in touch as soon as possible.

▶ Mrs. Moseley



# And finally...

A huge 'Well Done and Thank You' to you and your amazing children for such a happy and settled start to the term.

We look forward to teaching and caring for them this academic year and getting to know you all better.

**Foundation Stage Team**

