

Welcome to Winchester Class



Adults in Winchester Class

Class Teacher - Mrs S Walker

Teaching Assistants

Mrs A Keetch

Mrs D Mansfield

Mrs J Concarr (Friday morning)

PPA Cover – Mrs L Lear (Thursday afternoon)



St Andrew's School Vision



‘Everything you do, do in love’

At St Andrew's, we seek to be a safe and happy environment, inspiring our school family to be positive participants in the world community. A place where we are all encouraged, through love and service, to be the very best.

Love one another, as I have loved you

John 13:34

St Andrew's Golden Threads



- High aspirations permeate throughout the school.
- We develop a lifelong love of reading.
- British Values are an intrinsic part of the school.
- We offer cultural experiences and enrichment opportunities.



Golden Rules and Expectations



As a school community, we have high expectation of our pupils and want to ensure that they all achieve their best. Our **philosophy** is to **encourage** the **positive** behaviours. The golden rules are followed across school and POSITIVE reinforcement and encouragements of these rules is demonstrated in various ways, such as:

- ▶ Verbal Praise
- ▶ House Points
- ▶ Merits
- ▶ Star of the Week
- ▶ Celebration
Worship
- ▶ Effort Cup
- ▶ Responsibilities
around school

Nut Free School

Please avoid sending your children into school with any food containing nuts. If you are unsure of whether food you are intending to provide contains nuts, please check with staff in the school office.

Information regarding nut allergies from the NHS via the following link:

<https://www.nhs.co.uk/conditions/food-allergy/>



Communication

Please use the TEAMS platform as the children's way to communicate regarding their homework.

All other communication should be sent via the 'enquiries' email address:

enquiries@st-andrews.lincs.sch.uk

Website: www.st-andrews.lincs.sch.uk

Twitter/X: @LeasStAndrews

Class Twitter/X: @WinchesterYear2

Curriculum

To see what we are up to, go onto the school website and onto our class page.

This is where you can view our Autumn term curriculum newsletter.

Autumn Term – Marvellous Materials (Science based topic)

Spring Term – Home and Away (Geography based topic)

Summer Term – Bright Sparks (History based topic)

PE

- Children should come into school dressed in their PE kits on **Wednesdays and Fridays**. Please adhere to the uniform policy for correct PE kit.
- Jewellery of any kind should not be worn for PE. This includes watches.
- Children with earrings must be able to remove these themselves before taking part in PE lessons.
- Children with long hair should tie this away from their face, using a soft band/hair bobble. Grips, bows or plastic clips should not be used for this purpose.

Phonics at St Andrew's School




Phonics scheme: Little Wandle Letters and Sounds

Phonics is the process by which we initially teach children to read. It is very important in the early stages of learning to read and is therefore taught daily in EYFS and KS1. 'Little Wandle Letters and Sounds' has lots of reading and writing practice. The sessions are pacey and will engage the children and help them develop reading skills and love of reading.

Helping your child at home

1. Read with your child. Your child will bring home a decodable book, based on their phonics level, to read to you. Encourage them and talk to them about the book.
2. Help your child to practice their grapheme-phoneme correspondences: recognising and saying sounds (phonemes) by how they are written (graphemes). Your child's teacher may give you an 'information sheet' to support with this. Or/and you can use the Little Wandle website's 'For parents' section to see videos of how sounds are to be pronounced and for further guidance about e.g. how 'blending' and 'tricky words' are taught:
<https://www.littlewandlelettersandsounds.org.uk/resources/for-parents/>
3. Enjoy the shared reading book chosen by your child each week. This book is for you to enjoy together.



Phase 2 grapheme information sheet			Autumn 1
Grapheme and mnemonic	Picture card	Pronunciation phrase	Formation phrase
s s	 snake	Show your teeth and let the s hiss out ssssss ssssss	Under the snake's chin, slide down and round its tail.
a a	 astronaut	Open your mouth wide and make the 'a' sound at the back of your mouth a a a	Around the astronaut's helmet, and down into space.
t t	 tiger	Open your lips, put the tip of your tongue behind your teeth and press t t t	From the tiger's nose to its tail, then follow the stripe across the tiger.

Phonics at St Andrew's School

Group Reading




The children in KS1 will participate in group reading twice a week. These sessions focus on:

- decoding
- prosody – reading with meaning, stress and intonation
- comprehension – understanding the text



Please ensure books are brought to school every day as these are the books, we will use for group reading.

Books will be changed on a Monday.

Phase 2 grapheme information sheet			Autumn 1
Grapheme and mnemonic	Picture card	Pronunciation phrase	Formation phrase
S s	 snake	Show your teeth and and let the s hiss out ssssss ssssss	Under the snake's chin, slide down and round its tail.
a a	 astronaut	Open your mouth wide and make the 'a' sound at the back of your mouth a a a	Around the astronaut's helmet, and down into space.
t t	 tiger	Open your lips, put the tip of your tongue behind your teeth and press t t t	From the tiger's nose to its tail, then follow the stripe across the tiger.

Trips

During the academic year there are opportunities for the children to experience out of school trips.

In the past these have included:

- Visits to St Andrew's Church
- Sleaford Islamic Centre
- Whisby Nature Park
- Woolsthorpe Manor



Homework






- The policy has been updated and is available on the school website.
- There is a focus on key skills with a **must** for all children.
- Reading is core as well as key Mathematical concepts through online activities.
- Parents are to support the ‘must’ activities.
- Opportunity for further activities (could) which are longer topic-based activities and only set termly (Yr1 to Yr6).
- Partnership

Progression of Homework Set

Class	Must READING	Must ENGLISH/MATHS	Could	TEAMS Homework set/communicated On TEAMS by end of school Thursday	Recorded in planner	Set Thursday for Tuesday
York	Phonics and Reading	N/A	N/A	Tapestry	N/A	On going
Lincoln	Reading Phonics (via TEAMS)	Purple Mash Numbots/TT Rockstars	Project linked to key driver in topic	Published on TEAMS	N/A	Yes
Winchester	Minimum of 3 times a week	Purple Mash TT Rockstars/Mathletics	Project linked to key driver in topic	Published on TEAMS	N/A	Yes
Canterbury	Minimum of 3 times a week	Purple Mash Spelling Shed TT Rockstars/Mathletics	Project linked to key driver in topic	Published on TEAMS	N/A Reading recorded only	Yes
Salisbury	Minimum of 3 times a week	Purple Mash Spelling Shed/SPAG.com TT Rockstars/Mathletics	Project linked to key driver in topic	Published on TEAMS and copied in Planner	Weekly by children	Yes
Norwich	Minimum of 3 times a week, moving towards continuous	Purple Mash Spelling Shed/SPAG.com TT Rockstars/Mathletics	Project linked to key driver in topic	Published on TEAMS and copied in Planner	Weekly by children	Yes
Southwell	Continuous	Purple Mash SPAG.COM Diagnostic Questions Maths.co.uk / Mathletics/TT Rockstars	Project linked to key driver in topic	Published on TEAMS and copied in Planner	Weekly by children	Yes

WHY READ 20 MINUTES AT HOME?

Student A Reads	Student B Reads	Student C Reads
20 minutes per day	5 minutes per day	1 minute per day
3,600 minutes per school year	900 minutes per school year	180 minutes per school year
1,800,000 words per year	282,000 words per year	8,000 words per year
		
Scores in the 90th percentile on standardized tests.	Scores in the 50th percentile on standardized tests.	Scores in the 10th percentile on standardized tests.

If a student starts reading for 20 minutes per night in Kindergarten, by the end of 6th grade, Student A will have read for the equivalent of 60 school days, Student B will have read for 12 school days, and Student C will have read for 3.

WANT TO BE A BETTER READER? SIMPLY READ.

Assessment

- Reading and spelling ages termly
- Phonics and Spelling end of unit assessments
- Maths reviews and checkpoints

Key Stage 1 SATS


2 maths, 2 reading, 2 grammar, punctuation and spelling papers.

- The results of these are used to form teacher assessment.

There will also be a Phonics screening retake in June for anyone who did not achieve the expected standard in Year 1.



Other information



- Please ensure you are punctual to school. The children have tasks set first thing in the morning and it is important for them to get settled quickly.
- Bring to school your **water** bottle to school (sports-cap please)
- At breaktimes we will have a snack which is FREE FOR KS1, or if bringing your own snack, ensure it is healthy (no chocolate, crisps etc)
- If you would like your child to have milk, then please contact the office.

End of Day Pick Up

- Please inform school if the adult picking up will be different on any day.
- Also please contact the school office if there will be another adult (e.g. a grandparent) or parent regularly picking up your child so their name can be added to the system of your approved pick-ups.

If the school has not been contacted, we will not release your child until you have confirmed the pick up.



Uniform:

- Shirts should be tucked in.
- PE Kit – should be **worn on PE days: Wednesdays and Fridays** (unless informed of a change)
- Trainers to be worn for outdoor P.E. and indoor P.E. Please ensure that if your child has laces on their shoes, they can do them up themselves.
- Socks should be plain (white, black or grey).
- Appropriate footwear to be worn.
- No nail varnish or tattoos and only appropriate earrings (to be taken out on PE days).
- Children with long hair should have it tied back throughout the school day with a suitable plain hair band or bobble. We would ask for no novelty hair bands or ribbons please.
- No phones/gadgets
- **Make sure uniform is labelled please.**



The school will use Arbor for the following:

- Clubs
- Parent Evenings
- Trips
- Text reminders

School lunches are ordered by you directly from the hot meal provider.

You need to make sure you have a log in set up and ready to go. Any issues please contact the office as this is a vital communication tool between school and home.



Important Information

Please make sure you keep contact information up to date.

Please always update school about any medical conditions and medicines the children are taking, including allergy/food updates.






Pupil Premium/FSM - if eligible please claim. School can do this for you if you fill in a form from the office.

Internet Safety

We would like to make you aware of the issues we are having to deal with in school regarding the inappropriate use of technology and Social Media from out of school.

This also applies to some games that have 18 ratings yet children in school are playing these. These games contain inappropriate material that is repeated by the children in school and has an impact on their behaviours.

Please keep a look out for our monthly Internet Safety Newsletter on Twitter.

APP	Appropriate Age to Access	
Whatsapp	13	
Snapchat	13	
Skype	13	
Instagram	13	
Facebook	13	

And finally ...

A huge 'Well Done and Thank You' to your children for settling quickly into our class routines.

We look forward to teaching and caring for them this academic year.

