


Home
Learning
Pack
Year 3



As recommended by [gov.uk](https://www.gov.uk)

Practical Ideas


Classroom
secrets★



Take a picture while you work through this booklet and tweet us [@ClassroomSecLtd](https://twitter.com/ClassroomSecLtd) using the hashtags [#CSKids](https://twitter.com/CSKids) and [#HomeLearningHero](https://twitter.com/HomeLearningHero) to be in with a chance of winning a month's subscription to [classroomsecrets.co.uk](https://www.classroomsecrets.co.uk).



Write a book review for a friend.



Classroom secrets★

Ensure children accurately punctuate their sentences. Discuss ideas for descriptive phrases that children could use to add extra detail.

123

Find 10 coins.



What is the total?

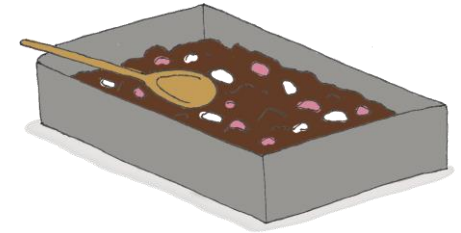
Make calculations using some of these coins.

Classroom secrets★

Discuss the value of each coin. Discuss strategies for adding and create calculations, for example: $£1 + 50p + 2p = £1$ and $52p$.



Make a cake with an adult.



Design a poster to advertise your product!

Classroom secrets★

When tasting, discuss ideas for adjectives that can be used. Look at different advertisements and discuss things you like and dislike.

123

How many times tables questions can you answer in 30 seconds?



Can you beat your record?



Give children quick fire multiplication questions from the 2, 3, 4, 5, 8 and 10 times tables.



Go on a number hunt.



Create calculations using the numbers you have found.



Discuss different places to collect numbers. Encourage children to create addition, subtraction, multiplication and division calculations.



Find objects to make arrays.



Show each calculation in the 8 times table.



Discuss how the arrays add a row of 8 each time, so calculations can be answered by repeated addition $\rightarrow 8 + 8 + 8$ (shown above).



Choose your favourite fairy tale and write an alternative ending.



Classroom secrets★

Talk about what needs to be included in the story. Talk about different endings and how the events could be changed.



Choose a book title. Act it out in front of your family.



Can they guess your book title?

Classroom secrets★

With a friend or family members, take it in turns to play. Choose different children's books, and act out without speaking.



Read a magazine article.



Write:

- 3 new things you have learnt.
- 2 things you want to research.
- 1 thing you liked about it.

Classroom secrets★

Provide articles that your child might find interesting. Read the text together. Explain any unfamiliar words. Discuss ideas for the questions together.

123

Generate a 2-digit number.



How many ways can you partition this number?

Classroom secrets★

Roll a dice twice to generate a 2-digit number. Discuss how this number can be partitioned. Can the number be partitioned into more than 2 parts?



Design your own board game.



Write instructions to explain how to play.

Classroom secrets★

Discuss games that children like to play and ideas that they can take from this to create their own. Talk about the layout and features of instructions.



Draw a picture of your favourite animal.



Create a fact file to share with a friend

Classroom secrets★

Discuss what different resources could be used depending on what is available, for example: paint, pencils or collage. Discuss where/how to find facts.